


6 DOG TRAINING GOALS BEFORE NEW BABY ARRIVES



1

COMFORT BEHIND A BARRIER


Train your dog to be comfortable behind a barrier, such as a pen, baby gate, crate or door. Use treats to reward calmness and make the other side of a barrier a desirable place to wait.



2

DOOR MANNERS FOR VISITORS


Between family members, friends and delivery drivers, you are likely to have lots of visitors after your baby arrives. Train your dog not to dash through the door or jump on guests. Reward calm behavior when the doorbell rings.



3

RELAX ON A MAT

By training your dog to relax on a mat, your dog has a predictable behavior they can do anywhere that the mat appears! Ideal for diaper changes, bedtime routines, and even when you are out on the town.



4

SLEEPING LOGISTICS

Dogs can not have access to your baby while you are asleep. If your baby will be sleeping with you, your dog needs to start practicing sleeping elsewhere, such as in a bed behind a barrier, in a crate or in another room.



5

NOVELTY AND DISTRACTIONS

As you unpack items for baby, help dog to explore without making these items a cause for concern. Practice your mat behavior in the baby's room (near the crib, changing table and rocking chair.) It's worth noting that baby toys look like dog toys - so practice trading and teaching a "leave it" cue.



6

PRACTICE & REPEAT

Does your dog follow basic cues when you try new things, such as walking next to the stroller? What if your partner is wearing a baby carrier? Ask your dog to sit, down and stay. Do these cues work when your hands are full? If not, practice. Your hands will always be full once baby arrives!